


Impact Application

Impact Application


*Organization Information

Organization Name _____ ({{ submission.var__1315941__3KvSHwHJDT }})
Organization EIN _____
Organization Address _____
Organization Website _____

 Organization's Mission Statement:
{{ submission.var__1315941__a7BCB1w2Jv }}

*Primary Contact Information

Primary contact name _____
Primary contact job title _____
Primary contact phone number _____
Primary contact email _____

 Do you have another individual for a secondary contact?

- Yes
- No

*Secondary Contact Information

Secondary contact name _____
Secondary contact job title _____
Secondary contact phone number _____
Secondary contact email _____

*Executive Director

Executive Director/CEO name _____
Executive Director/CEO phone number _____
Executive Director/CEO email _____
Executive Assistant email (optional) _____

*Governance & Leadership

Please describe how your board members show commitment to your organization and how they are engaged in the work. Please use a recent project or initiative as an example.




Please explain how your Board is representative of the community you serve or the intention/plan to increase representation.

 *Equity, Diversity, and Inclusion

How does your program contribute positively to equity and inclusion and move us toward a thriving community for all? Please be sure to answer the following in your response: Describe how the program/service operates in an equitable and inclusive manner. Describe how clients are selected or what requirements clients must meet to receive services from this program. Describe any disqualifications that prevent clients from receiving services.




UWGC adopts the following definition of equity to frame our focus and understanding of contributing to a more equitable and just community: "United Way of Greater Chattanooga is committed to equity as an integral part of its vision for a community where all people achieve their full human potential through education, stability, and health & well-being. Achieving equity requires an intentional effort to identify and remove systemic, institutional, and historic barriers for the members of our community, our employees, our volunteers and our partners. UWGC is committed to leveraging our assets and relationships toward a more equitable community."


 Proposal Information

 Proposal Name/Title

{{ submission.var__1315941__eCWdvKQuFr }}

 Amount of Funding Requested:

Grant Amount Requested for July 1, 2024 – June 30, 2025{{ submission.var__1315941__2rTXD1ZWbe }}

 *Proposal Overview

Please provide a brief description of the proposal. Be sure to connect how this funding is a catalyst for your organization's mission, how this proposal is innovative, and how it aligns with United Way's Focus Areas & Steps to Success.

 *Geographical Area(s) Served by Proposal - Pre-Application Selection

{{ submission.var__1315941__9cEIlRh6W }}Is this still correct?

Yes

No

Geographical Area(s) Served by Proposal

Hamilton County


Marion and/or Sequatchie County

North Georgia: Catoosa, Dade, and/or Walker County

*Steps to Success

Our Community Investment Funds are driven by our Steps to Success model, which illustrates 9 key milestones on the path to success. There is no one solution to solve the challenges every individual and household in our community faces. Our framework, therefore, highlights the greatest ways organizations can comprehensively provide the best next steps for a person's whole life: from birth to childhood to adulthood and beyond. **Please select the Step(s) that the proposal will align with and measure. Click here to view the Steps to Success Framework.**

- Basic Needs: Food, Safety, and Housing
- Born Healthy
- Kindergarten Ready
- Third Grade Reading
- Middle School Engagement
- High School Graduation
- College- Or Career-Ready
- Financial Well-Being
- Healthy and Connected Older Adults

 *Steps to Success: To the best of your ability, please estimate the percentage of grant funding that would be applied to each Steps to Success category.

Note: Estimates will be used for research and reporting purposes and will allow UWGC to disaggregate funding totals by each Steps to Success category.

Basic Needs: Food, Safety, and Housing	_____	(0)
Born Healthy	_____	(0)
Kindergarten Ready	_____	(0)
Third Grade Reading	_____	(0)
Middle School Engagement	_____	(0)
High School Graduation	_____	(0)
College- or Career-Ready	_____	(0)
Financial Well-Being	_____	(0)
Healthy and Connected Older Adults	_____	(0)

Basic Needs: Food, Safety, and Housing

Please select the indicator(s) you plan to measure. You are only required to measure 1 listed indicator per step.

- Number of households who received transitional housing services
- Number of households who received emergency shelter stay or transitional housing services who transitioned to Permanent Supportive Housing or to their own housing
- Number of households who maintained permanent supportive housing or their own housing for 3 months after exiting your emergency shelter stay or transitional housing program
- Number of clients who received prepared meals
- Total number of prepared meals provided
- Number of households who received food pantry services
- Number of clients who received Information & Referrals
- Number of individuals who receive any family violence services
- Number of individuals who receive transportation to medical appointments, as a result of the work of the program/agency staff or a result of program

Born Healthy

Please select the indicator(s) you plan to measure. You are only required to measure 1 listed indicator per step.

- Number of children, who are 5 years old or younger, who receive a well-child/baby exam
- Number of pregnant women who start prenatal care in the first trimester
- Number of pregnant women who receive prenatal care based on the standard prenatal care schedule and/or their medical provider's recommendations
- Number of infants born at healthy/normal birth weight, between 2500 grams (5.5lbs) and <4000 grams (8.8lbs)

- Number of individuals enrolled or renewed for health coverage as a result of program
- Number of individuals with an ongoing medical care provider
- Number of individuals who receive transportation to medical appointments, as a result of the work of the program/agency staff or a result of program

Kindergarten Ready

Please select the indicator(s) you plan to measure. You are only required to measure 1 listed indicator per step.

- Number of children that will transition to Pre-Kindergarten/Kindergarten
- Number of children attending the program at least 85% or more during the program year who demonstrate progress toward developmental milestones
- Number of children attending the program at least 85% or more during the program year who meet or exceed their individual developmental milestones
- Number of parents/caregivers who demonstrate growth in parenting practices.
- Number of children, who are 5 years old or younger, who receive a well-child/baby exam
- Number of children, who are 5 years old or younger, who receive an immunization
- Number of children, who are 5 years old or younger, who receive a preventative health service or screening
- Number of families with an ongoing medical care provider
- Number of families who receive transportation to medical appointments, as a result of the work of the program/agency staff or a result of program

Third Grade Reading

Please select the indicator(s) you plan to measure. You are only required to measure 1 listed indicator per step.

- Number of children attending the program at least 85% or more during the program year who demonstrate progress toward developmental milestones
- Number of children attending the program at least 85% or more during the program year who meet or exceed their individual developmental milestones
- Number of students that demonstrate an increase in core subject test scores
- Number of students that demonstrate an increase in grades
- Number of students that show maintaining and/or improvement in reading level
- Number of students demonstrating improvement in school attendance
- Number of students promoted to the next grade level on time
- Number of parents reporting an increase in school-based engagement participation
- Number of students participating in out-of-school time programs
- Number of individuals who receive mental health crisis intervention
- Number of individuals who show a positive increase on an evidence-based functionality scale delivered by a licensed counselor

Middle School Engagement

Please select the indicator(s) you plan to measure. You are only required to measure 1 listed indicator per step.

- Number of students that show maintaining and/or improvement in reading level
- Number of students that show maintaining and/or improvement in 8th grade Algebra
- Number of students demonstrating improvement in school attendance
- Number of students promoted to the next grade level on time
- Number of parents reporting an increase in school-based engagement participation
- Number of students participating in out-of-school time programs
- Number of students that demonstrate an increase in core subject test scores
- Number of students that demonstrate an increase in grades
- Number of individuals who receive mental health crisis intervention
- Number of individuals who show a positive increase on an evidence-based functionality scale delivered by a licensed counselor

High School Graduation

Please select the indicator(s) you plan to measure. You are only required to measure 1 listed indicator per step.

- Number of students demonstrating an increased understanding of high school choices
- Number of high school seniors graduating on time
- Number of students demonstrating an increased knowledge of college choices
- Number of students that graduate college ready
- Number of students that enroll in post-secondary education
- Number of students that complete postsecondary degree or credential within 6 years of enrolling

- Number of parents reporting an increase in school-based engagement participation
- Number of students participating in out-of-school time programs
- Number of students that demonstrate an increase in core subject test scores
- Number of students that demonstrate an increase in grades
- Number of students demonstrating improvement in school attendance
- Number of students demonstrating increase in job readiness skills
- Number of individuals who receive mental health crisis intervention
- Number of individuals who show a positive increase on an evidence-based functionality scale delivered by a licensed counselor

College- Or Career-Readiness

Please select the indicator(s) you plan to measure. You are only required to measure 1 listed indicator per step.

- Number of students that enroll in post-secondary education
- Number of students that demonstrate postsecondary persistence
- Number of students demonstrating increased awareness of an interest in careers and employment pathways
- Number of students demonstrating increase in job readiness skills
- Number of unduplicated individuals who accessed adult basic education services who improved by at least one level in the areas of either writing, reading, or math during the reporting period
- Number of individuals who accessed a vocational training course provided through your organization in order to earn an industry-relevant credential, certificate, or skill
- Number of individuals who accessed vocational training services who completed the vocational training program
- Number of students demonstrating an increased knowledge of college choices
- Number of students that graduate college ready
- Number of individuals who secured employment during the current reporting period or past reporting period who achieved one of the following indicators of advancement: (a) Promotion along an identified career path at a business; (b) Increase in hourly wage or salary

Financial Well-Being

Please select the indicator(s) you plan to measure. You are only required to measure 1 listed indicator per step.


- Number of unduplicated individuals who accessed a financial education course offered through your organization in order to increase financial literacy
- Number of unduplicated individuals who report increased savings
- Number of unduplicated individuals who report an improvement in their credit score
- Number of unduplicated individuals who reduce nonmortgage debt
- Number of individuals who accessed a benefits screening service provided through your organization that helps a person identify and apply for public benefits
- Number of individuals who accessed free tax preparation services through your organization
- Number of individuals who satisfy both conditions: (a) Secured employment during the current reporting period OR secured employment during the last 180 days of the previous reporting period; (b) Remained employed 180 days post-job placement with the same employer
- Number of individuals who accessed a vocational training course provided through your organization in order to earn an industry-relevant credential, certificate, or skill
- Number of individuals who accessed vocational training services who completed the vocational training program
- Number of individuals who secured employment during the current reporting period or past reporting period who achieved one of the following indicators of advancement: (a) Promotion along an identified career path at a business; (b) Increase in hourly wage or salary
- Number of unbanked individuals who open an FDIC insured account to become banked
- Number of individuals who accessed a benefits screening service provided through your organization that helps a person identify and apply for public benefits

Healthy & Connected Older Adults

Please select the indicator(s) you plan to measure. You are only required to measure 1 listed indicator per step.


- Number of individuals enrolled or renewed for health coverage as a result of program
- Number of individuals with an ongoing medical care provider
- Number of individuals who receive transportation to medical appointments, as a result of the work of the program/agency staff or a result of program
- Number of individuals who accessed a benefits screening service provided through your organization that helps a person identify and apply for public benefits


- Number of individuals who report a behavior change related to diet or exercise post intervention
- Number of individuals who receive mental health crisis intervention
- Number of individuals who show a positive increase on an evidence-based functionality scale delivered by a licensed counselor

 Additional Indicators

You may add up to 5 additional indicators per selected Step. Do you have additional indicators you would like to add?

- Yes
- No

 If yes, please list:

 Alignment with Outcomes

Please describe how the proposal addresses key and related indicators from the Steps to Success framework. **Click here to view the Steps to Success Framework.**



Alignment with Outcomes from your Pre-Application: {{ submission.var__1315941__fTZbdTw5BP }}



Do you have any updates or edits to the Alignment with Outcomes? (optional)

 *Need and Target Population

Describe the opportunity or unmet need addressed by the proposal including the local population served or community of focus. Does your proposal serve multiple generations? Identify your data sources, emphasizing recent local data when available.

 *Proposal Approach

Please describe the proposal approach that will be implemented and why this approach best meets the needs of the population served. If the approach is based on a best practice model, please describe the model and supporting research. If you developed your own unique approach to this work, describe how that occurred including research supporting the approach.

 *Proposal Outcomes

What proposal outcomes are collected to demonstrate the connection to the Steps to Success key and related indicators? **Click here to view the Steps to Success Framework.**

 *Community Context

Describe your organization's relationship to other similar community efforts and how you are cooperating with other agencies working in this field. Please describe how your proposal differs from or builds upon these efforts.

 Use of Grant Funds


Please describe how the grant funds will be used. Will funds be used for general program support or will funds support specific activities within the program?



Use of Grant Funds from your Pre-Application:{{ submission.var__1315941__QBz1RTQTGM }}



Do you have any updates or edits to the Use of Grant Funds? (optional)

 *Funding Sources

Please list any additional funding sources for the program.

 *Unduplicated Clients & Demographics

Please complete the client totals below. For the purposes of this proposal, a client is the actual person being served by program activities and included in the program outcomes (i.e. the child in the afterschool program or child care program, not the parents). Be sure numbers are of individual clients and are not duplicative. *Note: please reflect your numbers in the most honest light possible. UWGC prioritizes the quality of impact versus a robust quantity of individuals reported. Proposals with a greater understanding of the needs and impact for their clients served will receive higher scores as opposed to proposals with solely high numbers.*

 Total Clients served July 1, 2022 - June 30, 2023

Please input the total, unduplicated clients served.

 Projected total Clients served July 1, 2023 - June 30, 2024

Please input the total, unduplicated clients served.

 Projected total Clients served July 1, 2024 - June 30, 2025

Please input the total, unduplicated clients served.

Unduplicated Client Demographics


Please check the demographics you track for clients served:

- Gender
- Age
- Race/Ethnicity
- Special Populations
- County of Residence


- Household Income
- None of the above

 *Unduplicated Client Demographics


Please complete the demographic form(s) below. If you are not collecting the information asked for, please leave the number at "0". Funding Year is July 1 – June 30 for each respective year. **Each total/projected for the clients served within each reporting year must be the same across all demographic section(s) selected. For example: If the "Projected total clients served - July 1, 2023 - June 30, 2024" totals 100 clients, the total for the demographic selections (gender, age, race/ethnicity, special population, county of residence, and household income) must also total 100 clients.**

 *1. Gender

	Total Clients served July 1, 2022 – June 30, 2023	Projected total clients served - July 1, 2023 - June 30, 2024	Projected total clients served - July 1, 2024 - June 30, 2025
Male	—	—	—
Female	—	—	—
Other	—	—	—
Unknown	—	—	—

 *2. Ages of Clients


	Total Clients served July 1, 2022 – June 30, 2023	Projected total clients served - July 1, 2023 - June 30, 2024	Projected total clients served - July 1, 2024 - June 30, 2025
0-4	—	—	—
5-10	—	—	—
11-13	—	—	—
14-18	—	—	—
19-29	—	—	—
30-49	—	—	—
50-64	—	—	—
65+	—	—	—
Unknown	—	—	—

 *3. Race / Ethnicity

	Total Clients served July 1, 2022 – June 30, 2023	Projected total clients served - July 1, 2023 - June 30, 2024	Projected total clients served - July 1, 2024 - June 30, 2025
African American/African/Black	-	-	-
Asian/Asian American	-	-	-
Pacific Islander/Native Hawaiian	-	-	-
Caucasian/White	-	-	-
Hispanic/Latinx	-	-	-
Native American or Alaskan/Indigenous	-	-	-
Two or More Races	-	-	-
Other	-	-	-
Not Disclosed	-	-	-
Unknown	-	-	-


 *4. Special Population

	Total Clients served July 1, 2022 – June 30, 2023	Projected total clients served - July 1, 2023 - June 30, 2024	Projected total clients served - July 1, 2024 - June 30, 2025
Homeless	-	-	-
Unemployed	-	-	-
Veterans	-	-	-
Disabled/Special Needs	-	-	-
Other	-	-	-
Unknown	-	-	-
Not Applicable	-	-	-


 *5. County of Residence

Total Clients served July 1, 2022 – June 30, 2023	Projected total clients served - July 1, 2023 - June 30, 2024	Projected total clients served - July 1, 2024 - June 30, 2025
---	---	---

Hamilton Co., TN	—	—	—
Marion Co., TN	—	—	—
Sequatchie Co., TN	—	—	—
Catoosa Co., GA	—	—	—
Dade Co., GA	—	—	—
Walker Co., GA	—	—	—
Other	—	—	—
Unknown	—	—	—


 *6. Household Income


	Total Clients served July 1, 2022 – June 30, 2023	Projected total clients served - July 1, 2023 - June 30, 2024	Projected total clients served - July 1, 2024 - June 30, 2025
Household Income Below Extremely Low Income Limits Guidelines:	—	—	—
Household Income at Extremely Low to Very Low Income Limits Guidelines:	—	—	—
Household Income at Very Low to Low of Income Limits Guidelines:	—	—	—
Household Income at Low Income or more of Income Limits Guidelines:	—	—	—
Unknown Household Income:	—	—	—

 Please refer to the image below for Household Income, or visit HUD's [FY 2023 Income Limits Documentation System](#) and select "**Chattanooga, TN-GA MSA**".


 *Partner Collaborations

We encourage cross-sector collaboration with public, non-profit and/or private stakeholders. **At least one (1) collaborative partnership is required**, but more improve the likelihood of funding. Please describe how you plan to collaboratively partner with public, non-profit, and/or private stakeholders and the role(s) of the partner organization(s) as it pertains to this specific program. *You may add up to 5 partners.*

 Barriers to Service & Accessibility

 *Barriers to Service


What disparities or potential barriers to the success exist for this population or community in our region (ex. language/culture barriers; literacy barriers; cost/expenses; health; etc.)? What are possible solutions to address the root causes of these barriers?


 *Accessibility

What is the current status of accessibility to the proposal's services and what plans are in place to increase accessibility (ex. transportation to organization/service-provider; ADA-accessibility; etc.)?


 Additional Proposal Details (optional)

Do you have any additional information you would like to share about your program not previously covered? For example, program changes/improvements, program's equity focus, current trends, etc.

 Financial & Administrative Questions

 *Proposal Budget Narrative


How will UWGC requested funds be used, specifically? How will UWGC requested funds impact the program overall?


 *2024 Projected Total Proposal Expenses:

 *Partial Funding

Given the limited resources, it's highly possible that UWGC won't be able to fund the full amount of every request. Could this program still move forward with only partial funding?


- Yes
 No

 Briefly explain how you arrived at that answer (2 to 3 sentences).


 Amount Requested

Is the amount requested greater or equal to **\$150,000**?

- Yes
 No


 *Organization Annual Operating Budget

Please upload a board approved organization budget for BOTH the current and previous fiscal year. Calendar year or other fiscal year periods are acceptable).

 Is the applicant a church or an RMO (Religious Ministry Order - IRS Status)?

Yes

No

 ATTENTION: THIS IS THE END OF THE APPLICATION

Clicking "**Mark as Complete**" below will complete your Application. Please be sure to click the **blue "Submit" button** when finished. If you want to review or edit your Application, please be sure to click "**Save & Continue Editing**" before clicking "Mark as Complete".